

1 2 3 4 5 6 7 8 9 10

A

B

C

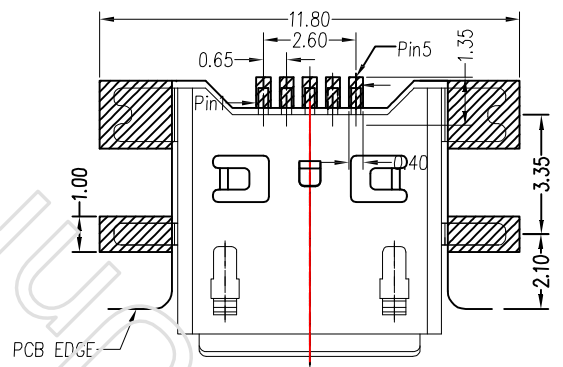
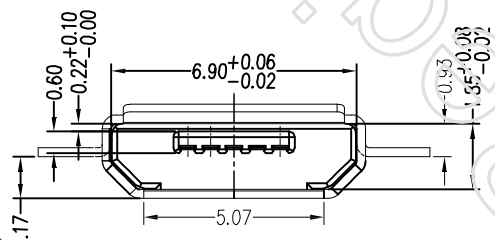
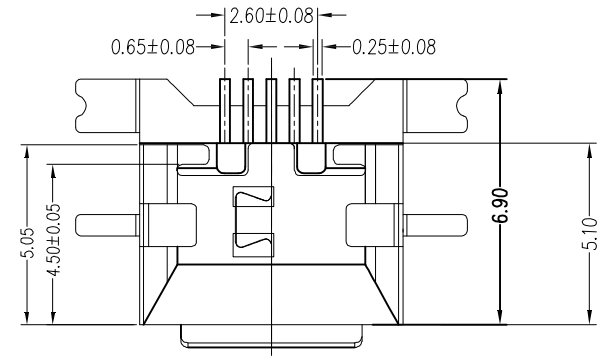
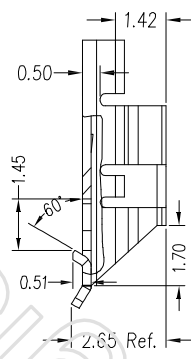
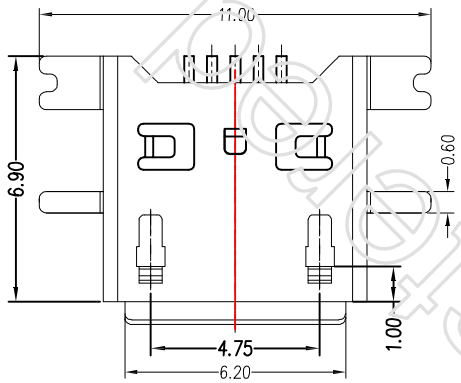
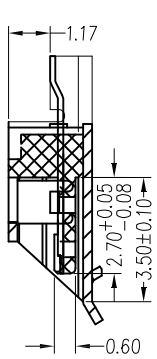
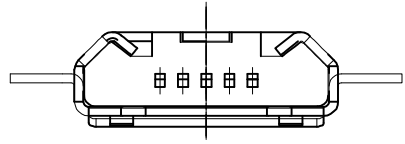
D

E

F

G

H



RECOMMENDED PCB LAYOUT

- Note:
- Specification:
    - Current rating: 1 A Max.
    - Dielectric withstanding voltage: 100 V(ac) for 1 min.
    - Contact resistance: 50 mΩ Max.
    - Insulation resistance: 100 MΩ Min.
    - Total mating force: 3.57 Kgf Max.
    - Total unmating force: 1.0 Kgf Min. 0.81~2.05 Kgf Min. after 5000 insertion/extraction cycles
    - Temperature range: -30°C~80°C

③	SHELL	SUS301R-1/2H		1	
②	CONTACT	C2680R-H	Au	5	
①	PLASTICS	LCP, BLACK		1	
TEM	DESCRIPTIONs	MATERIAL	FINISH	Q'TY	NOTE

						ENGINEERING	DRAW		SCALE	5:1	深圳市鑫南天科技有限公司	
						X.	±0.20		UNIT	mm	ShenZhen XinNanTian Technology Co.?Ltd	
						X.X	±0.15	DESIGN	SIZE	A4	PART NO.	XNT-MICRO-00115
						X.XX	±0.10	CHECK	SHEET	1/1	TITLE:	MICRO USB 5P 沉板1.27 斜口
						X.XXX	±0.05	APPROVE	PROJ.	☞☜	DRAWING NO.	
REV	DATE	MODIFICATION DESCRIPTION	CHANGE	APPROVE		Angle	± 2'					
						DIM	TOL					

1 2 3 4 5 6 7 8 9 10